



### District Report Card: 2017


<b>State:</b> Meghalaya	<b>District:</b> West Khasi Hills
<b>Class:</b> 5	<b>Subject:</b> Language
<b>Schools:</b> 60	<b>Students:</b> 920


### Participation/Coverage


#### Students

<div>GENDER</div> <div></div>	Boys		Girls	
	Number	%	Number	%
	471	51.20	449	48.80

<div>AREA</div> <div></div>	Rural		Urban	
	Number	%	Number	%
	790	85.87	130	14.13

<div>CATEGORY</div> <div></div>	SC		ST		OBC		GEN	
	Number	%	Number	%	Number	%	Number	%
	0	0.00	920	100.00	0	0.00	0	0.00

<div>CWSN</div> <div></div>	LD	VI	HI	S&LD	ID	Oth
	1	1	1	0	17	1

<div>Management</div> <div></div>	Government		Government-aided	
	Number	%	Number	%
	230	25.00	690	75.00

### Average Performance of Students in Language (%)

Overall	Gender		Area		Management		Social Group			
	Male	Female	Rural	Urban	Govt.	Aided	SC	ST	OBC	GEN
50.83	48.87	52.89	51.97	43.95	61.48	47.29	0.00	50.83	0.00	0.00

## Performance on Learning Outcomes (LOs)

Learning Outcomes	Description	Average Performance(%)
L504	Reads and comprehends independently storybooks, news items/ headlines, advertisements etc.	49.09
L508	Reads text with comprehension, locates details and sequence of events	51.71

Range of Performance of Students who Answered Correctly							
Below 30%		30% - 50%		50% - 75%		Above 75%	
Number	%	Number	%	Number	%	Number	%
157	17.07	329	35.76	311	33.80	123	13.37

## Lowest Performing Learning Outcomes (LOs)

- 1 - Reads and comprehends independently storybooks, news items/ headlines, advertisements etc. (49.09)
- 2 - Reads text with comprehension, locates details and sequence of events (51.71)